Structural Notes:

- Truss manufacturer is responsible to size all beams on the floors which bear load from roof system

Hatch respresents load bearing walls

Symbol represents a decorative 10" column finish

Symbol represents built-up wood studs to equal the width of beam

Symbol represents the location of column point load from above

Symbol represents a steel post (3"øx3/16" fixed steel post, 8"x8"1/4" top and bottom plate)

Note to Truss Manufacture:

Truss manufacture to provide LVL specification for ALL beams and headers noted on these drawings irregardless of weather or not the beam is oversized. Virtual Creations specifies products, materials and building components and expects Truss manufactures to follow the plans provided and NOT pick and choose what they will provide and what they will not provide.

Structural Load Information:

DEAD LOAD=	20 PSF
LIVE LOAD =	40 PSF
SNOW LOAD =	32 PSF
DEFLECTION =	L/360

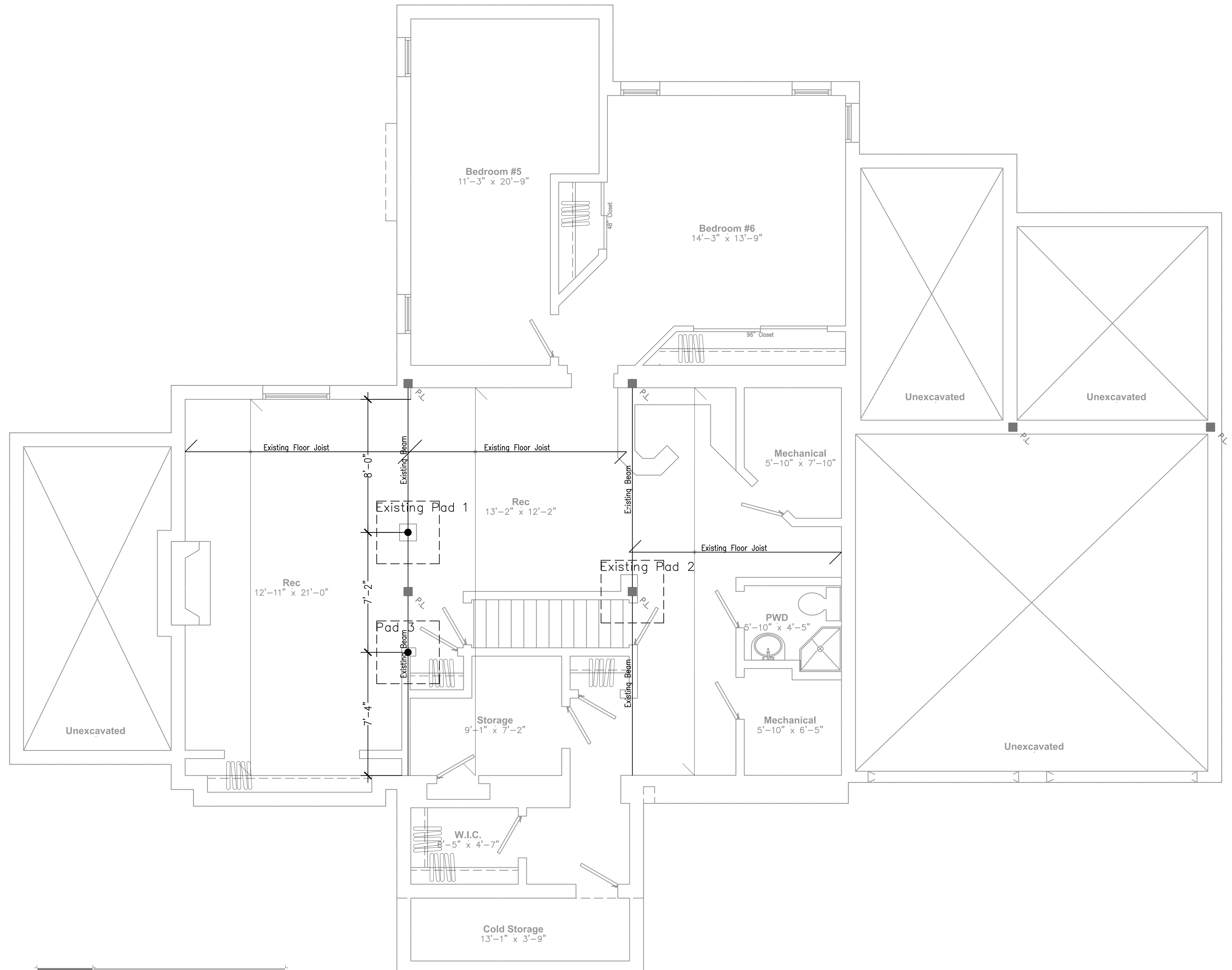

A	Foundation Floor Plan
V01	SCALE 1/4" = 1'-0"

VIRTUAL CREATIONS INC.
ARCHITECTURAL CONSULTING SERVICES
(905) 481 1153 BCIN No. 28844
SMALL BUILDINGS

PROJECT No:2017-016 SHEET:V03 TOTAL No.30. PROJECT:666 North Shore Blvd East, Burlington Ontario ISSUED:Mar 02 2017

Client: Rosedale Properties Ltd.
Classification:
Original Signature:

WWW.VCINC.CA

Electrical Notes:

- Smoke Detectors needs to be installed in all bedrooms and on each floor including basement.
- CO2 Detectors needs to be installed on each floor including basement (Max. 16' away from bedroom doors).
- Electric Fan needs to be installed in the kitchen and in each bathroom. Also Laundry room without windows require an Electric Fan.
- Furnace, Hotwater tank and HRV (if required) to be installed as per Mechincal drawings.
- Cold Storage Vent to be installed in the basement on a exterior foundation wall.

Site plan and COA notes:

- All overhangs are 16" unless specifically noted.
- All eave troughs project an additional 5" beyond the roof overhangs.
- All garage doors are a min 8'x7' opening
- All garage doors project into the garage interior space by no more then 2"
- Typical garage steps into dwelling are 10" run (projection) and 48" wide

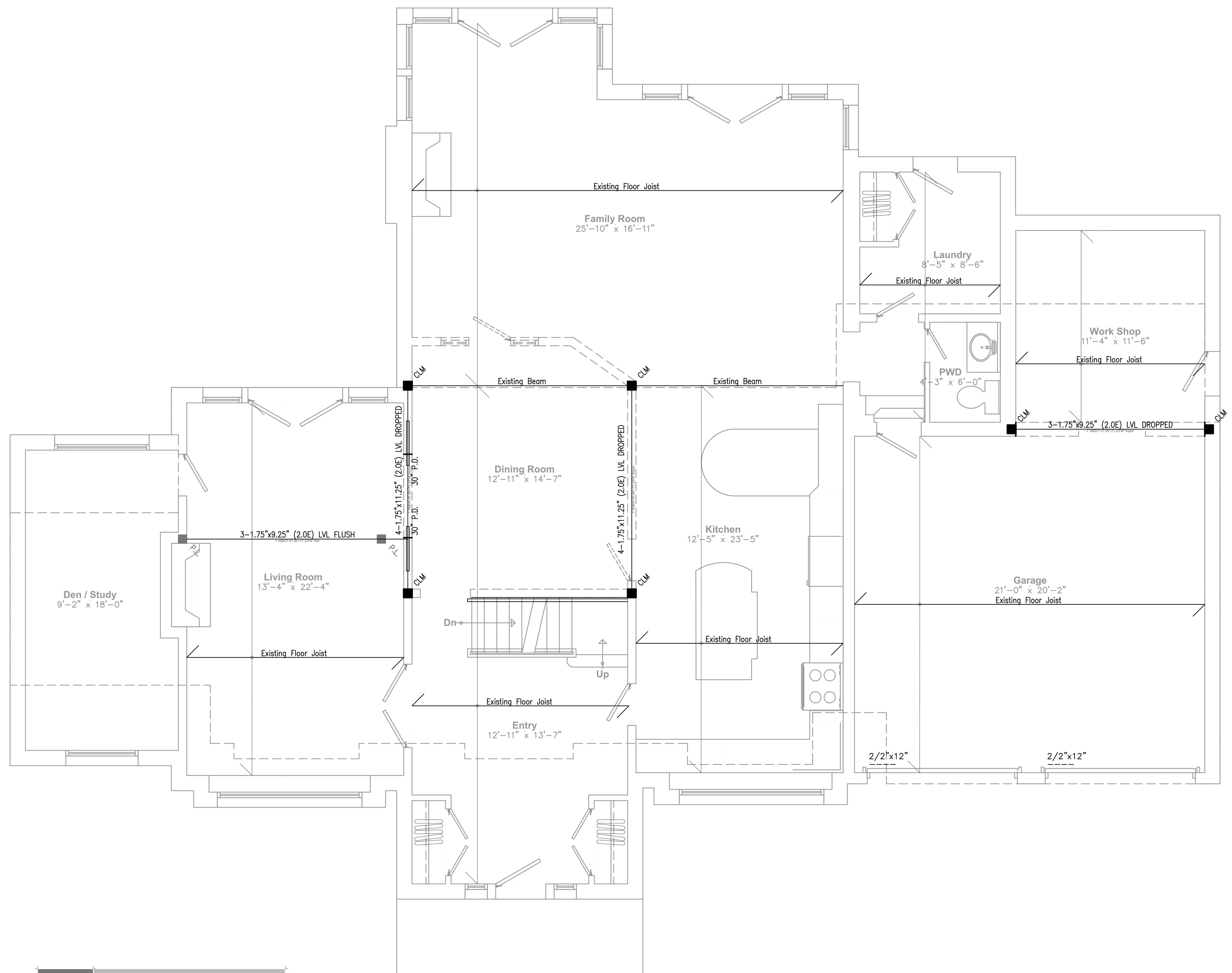

A	First Floor Plan
V01	SCALE 1/4" = 1'-0"

VIRTUAL CREATIONS INC.
ARCHITECTURAL CONSULTING SERVICES
(905) 481 1153
BCIN No. 28844
PROJECT No:2017-016 SHEET:V04 TOTAL No.30. PROJECT:666 North Shore Blvd East, Burlington Ontario
Client: Rosedale Properties Ltd.
SMALL BUILDINGS
Classification:
Original Signature:
ISSUED:Mar 02 2017
WWW.VCINC.CA

A	
V01	Second Floor Plan
SCALE 1/4" = 1'-0"	

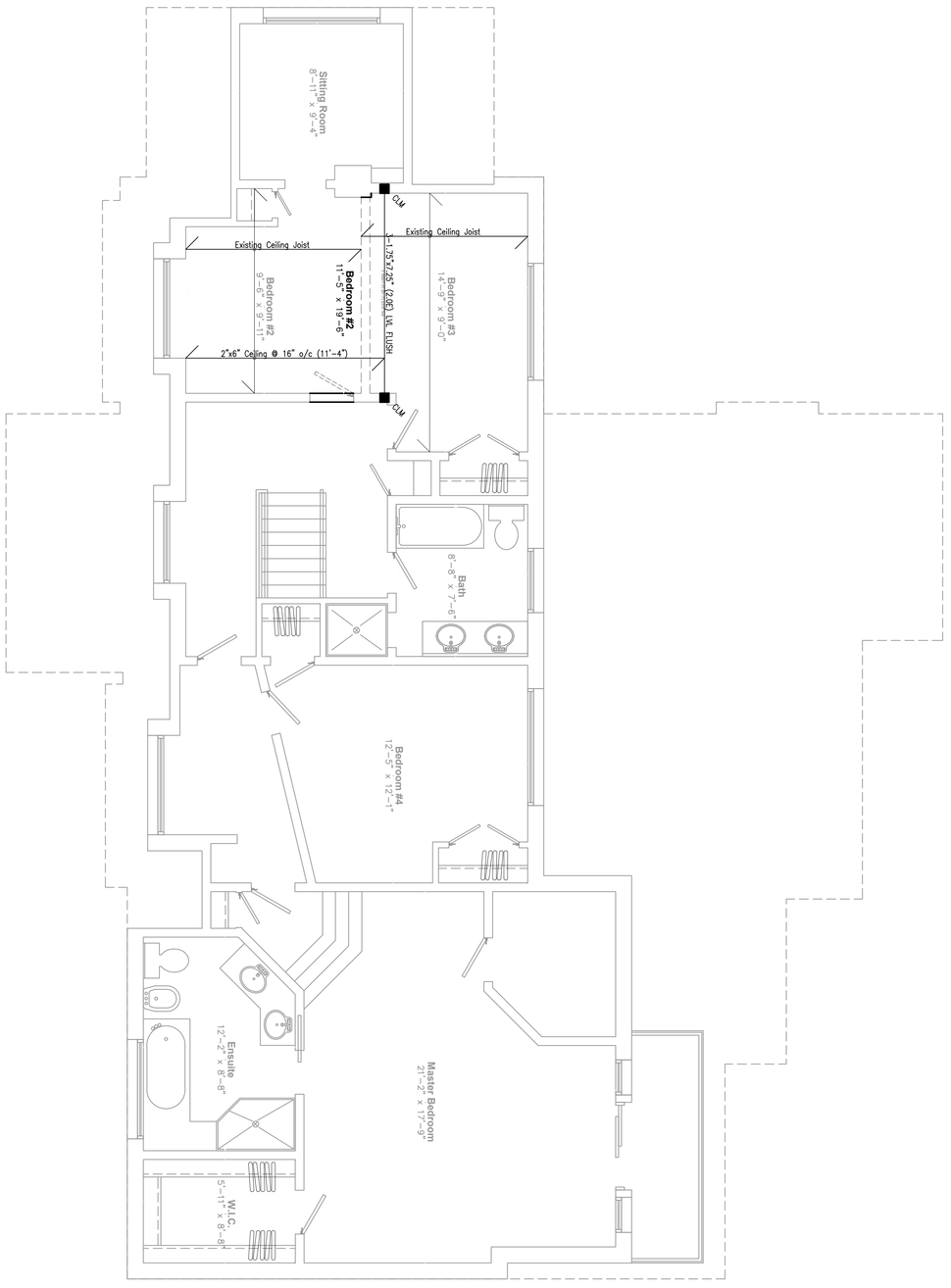

AT VIRTUAL CREATIONS INC. THE BEST EFFORT HAS BEEN MADE TO RECORD EXISTING BUILDING STRUCTURES AND PROPOSED A COMPREHENSIVE SET OF CONSTRUCTION DRAWINGS. HOWEVER, THERE ARE AREAS AT THE TIME OF DESIGNING THAT ARE UNAVAILABLE OR INACCESSIBLE. WITH PROPER CO-ORDINATION WITH A BUILDER / CONTRACTOR THESE ISSUES CAN BE EASILY RESOLVED. IT IS THE CONTRACTOR'S RESPONSIBILITY TO USE FIGURED DIMENSIONS IN PREFERENCE TO SCALING. VERIFY AND CHECK ALL DIMENSIONS PRIOR TO AND DURING CONSTRUCTION. SUBMIT SHOP DRAWINGS OF ALL PREFABRICATED STRUCTURAL ELEMENTS SUCH AS ROOF TRUSSES AND ENGINEERED FLOOR JOIST TO VIRTUAL CREATIONS INC TO REVIEW PRIOR TO FABRICATION. DETERMINE LOCATIONS OF EXISTING SERVICES. INFORM VIRTUAL CREATIONS INC OF ANY CHANGES, DISCREPANCIES OR SUBSTITUTIONS FOR REVIEW BEFORE COMMENCING CONSTRUCTION. ALL DESIGNS AND DRAWINGS ARE THE SOLE PROPERTY AND COPYRIGHT OF VIRTUAL CREATIONS INC. ANY REPRODUCTIONS MUST BE AUTHORIZED BY VIRTUAL CREATIONS INC OR PURCHASED THROUGH VIRTUAL CREATIONS INC DIRECTLY.